



AccessMedicine User Guide

About This Guide

The AccessMedicine User Guide provides users with a detailed roadmap for using and engaging with the resources in the site. This guide describes AccessMedicine and what content can be attained in the site, as well as details how to create and use a MyAccess profile. Also, the guide outlines unique and foundational content across the books library, quick reference items, drug monographs, multimedia collection, cases, study tools for exam prep, patient education items, and materials for hospital-based providers.

Coupled with the AccessMedicine support page on the Access User Center and the AccessMedicine LibGuide, this user guide will provide users with the needed information for effectively deploying the resources in AccessMedicine for academics, research, and clinical practice.

Note: The asterisk () beside items listed in this guide indicate the content in AccessMedicine is specific to a domestic (United States) audience and may or may not be applicable to international users of the site.*

Table of Contents

About AccessMedicine.....	3
Why Is AccessMedicine Unique?.....	3-4
About the AccessMedicine App.....	4
MyAccess Profile.....	5
How to Set Up Your MyAccess Profile in 3 Easy Steps.....	5
Homepage.....	6
Why Is Everyone Searching.....	6
Searching.....	7
Search Box.....	7
Search Builder.....	7
Federated Search.....	7
Books Library.....	8-9
Library Links.....	8
Chapter Task Bar.....	8
Accessibility.....	8
Harrison’s Principles of Internal Medicine 20 th Edition.....	9
Notetaking Tools.....	9
How to Download Content.....	9
Quick Reference.....	10
2 Minute Medicine.....	10
Differential Diagnosis (Diagnosaurus, DDx).....	10
Diagnostic Tests	10
Goodman & Gilman’s Annual FDA Approvals*.....	10
Guidelines*.....	10
QMDT.....	10
Drugs.....	11
Multimedia.....	12
Auscultation Classroom.....	12
Diagnostic and Imaging Studies.....	12
Harrison’s Pathophysiology Animations.....	12
Human Anatomy Modules.....	12
Complete Human Anatomy Modules.....	12
Human Anatomy Tours.....	12
Cases.....	13
Study Tools.....	14
Review Questions.....	14
Clerkship Topics*.....	14
Flashcards.....	14
Play Showdown!.....	14
Patient Education.....	15
Hospital Corner.....	15
Support.....	16
Contact Us.....	16

About AccessMedicine

What Is AccessMedicine?

AccessMedicine from McGraw-Hill Medical is a comprehensive online medical resource that provides a complete spectrum of knowledge from the best minds in medicine with essential information accessible anywhere. Authoritative, trusted, and continuously updated with optimized content for any mobile device, AccessMedicine is guided by a preeminent [Advisory Board](#) that includes the medical field's top academic experts.

AccessMedicine provides medical students with a variety of resources needed to excel in basic science studies and clerkships; helps residents, nurse practitioners, and physician assistants with instant access to videos, self-assessment, and leading medical textbooks that facilitate decision-making at the point-of-care; and allows practicing physicians to review their medical knowledge to ensure the best patient outcomes.

Why Is AccessMedicine Unique?

AccessMedicine delivers indispensable support and invaluable online solutions in medical education and clinical practice through these interactive features:

- **Leading medical textbooks** – More than 100 references help students and residents succeed throughout their medical education, including the latest editions of the world's most respected medical texts such as, *Harrison's Principles of Internal Medicine* and *CURRENT Medical Diagnosis & Treatment*.
- **Find the full list of texts in AccessMedicine at:** accessmedicine.mhmedical.com/textbooks
- **Extensive multimedia library** – A unique collection of examination and procedural videos, patient safety modules, audio files, and animations that feature complicated concepts presented in terms students can understand, including videos illustrating fundamental medical concepts drawn from the world's most trusted medical textbook, *Harrison's Principles of Internal Medicine*.
- **For a complete listing of videos and animations go to:** accessmedicine.mhmedical.com/multimedia
- **Differential Diagnosis Tool** – Connect to more than 1,000 diagnoses through **Diagnosaurus**[®], a tool that saves you time by allowing you to browse by symptom, disease, or organ system at the point of care.
- **Multiple Quick Reference Tools:**
 - **2 Minute Medicine**[®] – Concise and curated reviews and summaries of new medical studies. Studies are rated for the appraisal of evidence-based medicine.
 - **Practice Guidelines**^{*} are annually updated guidelines from *Current Practice Guidelines in Primary Care* that assist in disease screening, prevention, and management by providing succinct digest versions of longer original guidelines.
 - **Diagnostic Tests**, from *Pocket Guide to Diagnostic Tests*, is a quick reference guide to the selection and interpretation of commonly used diagnostic tests, including laboratory procedures in the clinical setting.
 - **Quick Medical Dx & Rx** is a collection of concise evidence-based outlines of conditions and disorders most often encountered in medical practice – perfect for high-yield review or for quick reference in the clinical setting.

- **Self-Assessment** – Extensive Q&A from leading references such as *Harrison's Self-Assessment and Board Review* and the LANGE textbooks to assist students and residents in exam preparation.
- **Customizable Patient Education** – Comprehensive, reliable healthcare information for adults, pediatrics, and medicines available in multiple languages and for thousands of topics to help you help your patients understand their care and improve their health status.
- **Integrated Drug Database** – Look up dosing, indications, and adverse reactions quickly for generic and brand-name drugs with printable patient handouts presented in English and Spanish.
- **Downloadable Images** – Tens of thousands of photos and illustrations to aid in visual diagnosis are available to save and download to presentations for educational purposes.
- **Cases** – A selection of cases from across the popular *Case Files™* series and *Pathophysiology of Disease* helps medical students better understand and evaluate real world experiences by offering questions to frame the case and approach to the patient.
- **CME*** – Receive CME credit for searches and prepare for in-services, certification, and recertification with content that covers a broad area of medicine. Geared for practicing providers.

About the AccessMedicine App

The AccessMedicine app delivers indispensable support and invaluable point of care solutions for clinical practice through these mobile features:

- **Quick Medical Dx & Rx** is a collection of concise evidence-based outlines of conditions and disorders most often encountered in medical practice – perfect for high-yield review or for quick reference in the clinical setting.
- **Fitzpatrick's Color Atlas of Clinical Dermatology** facilitates dermatologic diagnosis by providing color images of skin lesions, plus a summary outline of skin disorders and diseases.
- **Differential Diagnosis Tool** provides more than 1,000 diagnoses through Diagnosaurus®, a McGraw-Hill Medical tool that efficiently allows you to browse by symptom, disease, or organ system at the point of care.
- **Diagnostic Tests**, from *Pocket Guide to Diagnostic Tests*, is a quick reference guide to the selection and interpretation of commonly used diagnostic tests, including laboratory procedures in the clinical setting.

The **AccessMedicine app** is available to users at institutions with a full site license. To activate and for continued access to the app, the user must have an active [My Access account](#) and sign in every 90 days through your institution, either on-site or through a VPN. Sign up for a [My Access account](#) today by logging into your subscription and clicking on your institution name in the upper right hand corner. To download the app, please visit the [App Store](#) or [Google Play](#).

MyAccess Profile

Unlock a Higher Level of Productivity with a MyAccess Profile

Users create and use their personal **MyAccess Profile** to unlock key features:

- Work through challenging patient cases
- Create and take quizzes for board review and self-assessment
- Connect remotely off-site through VPN authentication
- Bookmark favorite content such as videos, images, tables, and chapters to view later
- Organize important content in folders
- Browse recently viewed content
- Receive alerts about important new content additions
- Download multiple images to PowerPoint with citations and references automatically populated

How to Set Up Your MyAccess Profile in 3 Easy Steps

- Go to mhmedical.com or navigate to any Access product homepage. You must be on-site at your institution or organization when first creating your MyAccess Profile.
- Click on your institution's or organization's name in the upper right-hand corner of any page. Once there, click on "Create a Free MyAccess Profile."
- In the pop-up window, click "Create a Free MyAccess Profile."

[View this guide](#) on the **Access User Center** to learn more about the **MyAccess Profile**.

Helpful Tip

To keep your MyAccess Profile active, you must sign into your profile every 90 days while either on-site or through your institution's or organization's VPN or proxy server.

McGraw-Hill Medical | Support | Subscribe | English

ACCESS Medicine

Create and sign into MyAccess Profile, upper-right sign in dropdown

Books | Quick Reference | Drugs | Multimedia | Cases | Study Tools | Patient Ed | Hospital Corner

AccessMedicine | Search AccessMedicine

Sign In | McGraw-Hill Professional

Access Provided by: McGraw-Hill Professional

Sign in or Create a Free MyAccess Profile

Sign Out

HARRISON'S INTERNAL MEDICINE

CURRENT Medical Diagnosis & Treatment 2020

Goodman & Gilman's THE PHARMACOLOGICAL BASIS OF THERAPEUTICS

FITZPATRICK'S DERMATOLOGY

POCKET GUIDE TO POCUS

CURRENT Practice Guidelines in Primary Care 2019

Homepage












Check Out the New Homepage

- Streamlined navigation organized into tiles
- MyAccess profile snapshot
- You will also find news and updates related to **AccessMedicine** on the homepage, including trending daily medical topics. It has everything from the AccessMedicine channel to “test question” and “image” of the week.
- Popular and currently high traffic chapters and recently added content

Why Is Everyone Searching...

Each week on our **AccessMedicine Channel**, we take a closer look at one particular topic that's trending in breaking medical news. Learn more about this week's topic and follow us on Facebook, Twitter, and LinkedIn so you can stay in the loop.

Also, check out the **Harrison's Channel** and **Case of the Week** where we highlight different content from *Harrison's* and cases from the site.

AccessMedicine Channel	Harrison's Channel	Case of the Week
 <p>Why is everyone searching...</p> <p>ACCESSMEDICINE CHANNEL, WHY IS EVERYONE...</p> <p>2019-COVID-19 Novel Coronavirus Outbreak -...</p> <p> Julie Grishaw, ACNP Feb 17, 2020</p>	 <p>20th Edition</p> <p>HARRISON'S PRINCIPLES OF INTERNAL MEDICINE</p> <p>ACCESSMEDICINE CHANNEL, HARRISON'S CHANNEL</p> <p>Harrison's Algorithm for Polycythemia</p> <p> Harrison's Self Assessment and Board Review Dec 05, 2019</p>	 <p>Curriculum</p> <p>ACCESSMEDICINE CHANNEL, ACCESSMEDICINE'S CASE...</p> <p>AccessMedicine's Case of the Week: Pneumonia</p> <p> Julie Grishaw, ACNP Feb 10, 2020</p>
 <p>MyAccess</p> <p>Sign in to Activate More Features:</p> <ul style="list-style-type: none">  Use your Institution's Access sites from anywhere.  Save your favorite content across all Access sites.  Organize your favorites into customizable folders. 	<p>New on AccessMedicine</p>  <p>4th edition</p> <p>INFECTIOUS DISEASES A CLINICAL SHORT COURSE</p>	<p>Popular Chapters on AccessMedicine</p> <p>82: Genes, the Environment, and Disease Harrison's Principles of Internal Medicine</p> <p>Chapter 11: The Circulatory System Junqueira's Basic Histology: Text and Atlas, 15e</p> <p>Chapter 11: Cardiovascular Disorders: Vascular Disease Pathophysiology of Disease: An Introduction to Clinical Medicine, 8e</p>

Searching

The search feature in **AccessMedicine** is simple and easy to use. You can learn more about the search feature by [watching this tutorial](#) on the **Access User Center**.

Search Box

In AccessMedicine, you can search for resources across all content types:

- Auto-suggest appears as you type (can be disabled)
- You can "phrase search" using quotations
- Get the same search results by combining terms together or by using **AND**
 - e.g., *asthma pediatrics* = *asthma AND pediatrics*

Search Builder

To the left of your search results, search builder allows you to:

- Focus the search by modifying your terms (keyword, title, author, ISBN)
- Filter results by format (chapter, tables, cases, images, multimedia, etc.)
- Select textbooks to see results by specific titles
- Narrow results by topics

Federated Search

A federated search expands your results from AccessMedicine to include results from other McGraw Hill Access Medical sites:

- Use the dropdown menu to the left of the search bar to select federated search
- Search builder elements above apply
- Green dot indicates the item is available in your subscription

The screenshot shows the search interface for 'asthma pediatrics'. At the top, there is a search bar with a dropdown menu set to 'AccessMedicine' and a search button. Below the search bar, the results are displayed. On the left, there is a 'Modify Search' section with a dropdown menu set to 'Keyword' and a text input field containing 'asthma pediatrics'. Below this is an 'Add Term' button and an 'Update' button. To the right of the search bar, there is an 'About Search' link. Below the search bar, there is a section for 'Filter Results' with a 'FORMAT' section. The 'FORMAT' section has a table with the following items:

Format	Count
Book Chapter	195
Tables	25
Quick Reference Resources	21
Case	16
Images	9

On the right side of the search results, there are three 'QUICK REFERENCE RESOURCES' listed, each with a green '2m' icon:

- Many new pediatric asthma cases attributable to obesity** (November 27, 2018)
- Evidence-based interventions for pediatric asthma successfully adapted for community health centers** (May 10, 2017)
- Strong family relationships associated with improved asthma symptoms in dangerous neighborhoods** (July 18, 2019)

Books Library


In the Books tab in **AccessMedicine**, you will find some of the leading current, authoritative text resources organized into categories in the left-hand sidebar, including basic sciences, critical care, endocrinology, internal medicine, family medicine, and many other disciplines.

Check Out the Library at These Links

- [Complete Full-Text Library](#)
- [Archived Textbooks](#)
 - In the archived textbooks page, browse previous editions of textbooks hosted on AccessMedicine purposes of reference.

Chapter Task Bar

- Each chapter in **AccessMedicine** texts features a **Chapter Task Bar** with user output functions, including skipping to chapter sections, printing, sharing, generating citations, and searching. [Watch this tutorial](#) on the **Access User Center** to learn more about the Chapter Task Bar.



Chapter 2: Promoting Good Health

Donald M. Lloyd-Jones; Kathleen M. McKibbin

Sections Print Share Get Citation Search Book

Accessibility

- Each text and chapter sections in AccessMedicine includes **ReadSpeaker** text-to-speech accessibility tool indicated with the icon tool below. Users can adjust the tool's settings using the gear icon, including highlighting levels and text coloring.

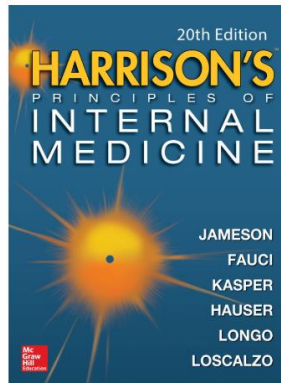


The screenshot shows the AccessMedicine website. At the top, the 'ACCESS Medicine' logo is on the left, and 'McGraw-Hill Medical' is on the right. Below the logo is a navigation bar with 'Books' highlighted in a yellow circle. Other navigation items include 'Quick Reference', 'Drugs', 'Multimedia', 'Cases', 'Study Tools', 'Patient Ed', and 'Hospital Corner'. A search bar is located below the navigation bar. The main content area is titled 'Books' and has a sidebar with a 'Library' dropdown menu. The 'Textbooks' section is displayed, featuring two book covers: 'Harrison's Principles of Internal Medicine' and 'Current Medical Diagnosis and Treatment 2020'. A 'Tools' dropdown menu is visible above the book covers, and 'CME Eligible', 'Grid', and 'List' buttons are on the right.

Books Library (continued)

Harrison's Principles of Internal Medicine, 20th Edition

- With more than 68 years in publication, [Harrison's Principles of Internal Medicine, 20/e](#) is trusted by generations of students and clinicians to maintain the ideal balance between the scientific basis of signs and symptoms and the clinical management of the patient, ensuring you deliver the best, most accurate care possible. Harrison's landmark 20th edition is the leading authority on applied pathophysiology and clinical medicine.
- [Watch this video highlighting the 20th edition of Harrison's Principles of Internal Medicine](#)

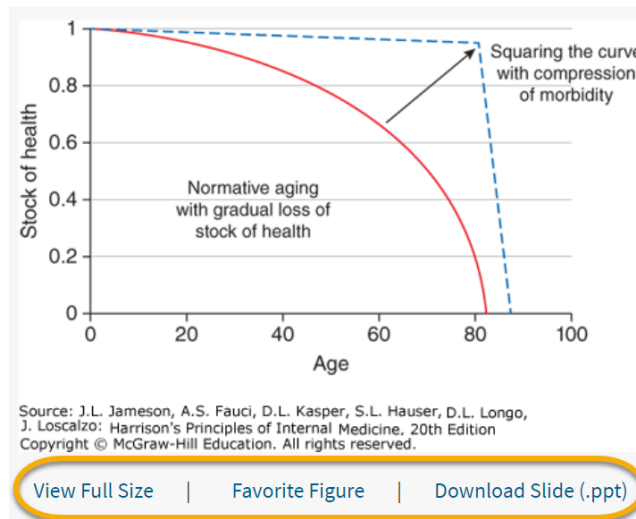


Notetaking Tools

- Hypothes.is** annotation tool allows users to take and share digital notes in each text on AccessMedicine. [Watch this tutorial](#) on the **Access User Center** to learn more about Hypothes.is.

How to Download Content

- In AccessMedicine, figures and tables can be downloaded (figures as PowerPoint slides with full citation attribution and tables as PDFs), viewed enlarged and in context within the text, and saved to your favorites in MyAccess profile.
- [View this guide](#) on the **Access User Center** to learn more about downloading figured and tables.



Quick Reference

The [Quick Reference](#) tab in **AccessMedicine** provides immediate answers and differential diagnoses for a range of common clinical scenarios.

2 Minute Medicine

- Expert physician publishing group founded out of Harvard Medical School that provides medical reports of breaking medical literature and seminal studies in medicine.
- Use “Search Within” function to quickly and easily find reports.
- [Watch this tutorial](#) on the **Access User Center** to learn more about [2 Minute Medicine](#).

Differential Diagnosis ([Diagnosaurus, DDx](#))

- Differential diagnosis information for thousands of symptoms, signs, and diseases.
- [Watch this tutorial](#) on the **Access User Center** to learn more about **Diagnosaurus**.

Diagnostic Tests

- Quick reference guide to commonly used [diagnostic tests](#), including lab procedures in the clinical setting, common lab tests, diagnostic imaging tests, electrocardiography, etc.

Goodman & Gilman’s Annual FDA Approvals*

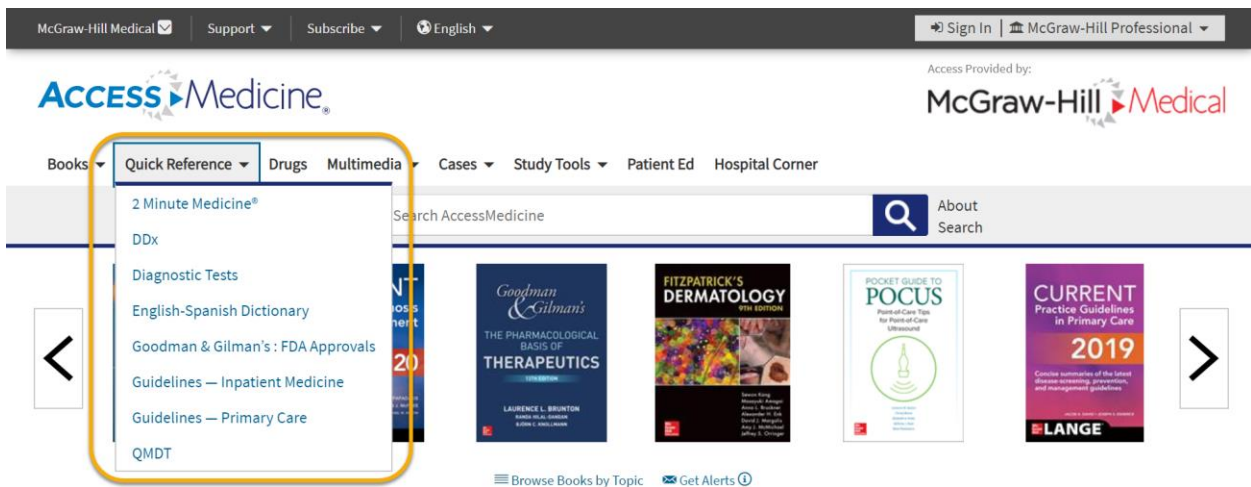
- This feature represents a more succinct and easy-to-navigate interpretation of [Goodman & Gilman’s](#) content to more easily learn the recent additions and changes to drugs.

Guidelines*

- Current practice guidelines in [inpatient medicine](#) and [primary care](#) to review the latest disease screening, prevention, and management regimens.

QMDT

- [Quick Medical Diagnosis and Treatment](#) (QMDT) provides concise, evidence-based point-of-care resource outlining diagnosis and treatment information for common conditions and disorders in a quick reference format.



Drugs

The **Drugs** tab in **AccessMedicine** is an integrated drug database of thousands of drugs organized by generics, drug classes, and trade names. Specific drug data includes international brand names. Patient education handouts are available written in clear terms to ensure patients have access to information needed to understand how to take medications and address to common questions.

Drug monograph data includes clinical pharmacology, indications and usage, contraindications, warnings and precautions, information for pregnancy and lactation, adverse reactions, drug interactions, dosing, administration, storage and compatibility, monitoring, pricing, and references.

[Watch this tutorial](#) on the **Access User Center** to learn more about the **Drug Monographs**.

[Watch this tutorial](#) on the **Access User Center** to learn more about the **Patient Handouts** available in the drug monographs.


Drug Monographs

- All Drugs
- Generics
- Trade Names
- Drug Classes
- Patient Handouts

All Drugs > A

Abatacept

Basics	Pregnancy & Lactation	Storage & Compatibility	References
Clinical Pharmacology	Adverse Reactions	Monitoring	
Indications & Usage	Interactions	Patient Education	
Contraindications	Dosing	Additional Information	
Warnings/Precautions	Administration	Pricing	

Images	Description
 Formulation Details	Orencia [B-M SQUIBB U.S. (PRIMARY CARE)] 250 mg
View all	

Multimedia

The [Multimedia collection](#) offers a robust library of instructional videos, including physical exam, basic and advanced procedures; patient interview; diagnostic and imaging studies; lectures for a flipped classroom pedagogy; animations; and more. Some of the multimedia resources are highlighted below. Visit the [Access User Center](#) to learn more about the multimedia in **AccessMedicine**.

Auscultation Classroom

- The [Auscultation Classroom](#) provides users with the ability to hear an abnormal heart sound, while simultaneously watching a graphic of the intracardiac abnormality that is occurring. The students learn proper auscultation techniques for each murmur. The modules also discuss basics regarding clinical findings associated with the murmurs.

Diagnostic and Imaging Studies

- We have more than 70 video clips of foundational [diagnostic and imaging studies](#) in five different specialties: Cardiovascular, fetal ultrasound, gastrointestinal, pulmonology, and rheumatology.

Harrison's Pathophysiology Animations

- [Harrison's Pathophysiology Animations](#) explain complex pathophysiology concepts in these new and easy-to-understand brief videos. Each episode covers a disease mechanism.

Human Anatomy Modules

- **[Complete Human Anatomy Modules:](#)**
 - These interactive modules allow for visualization of the human body in an interactive, 3D format where both male and female anatomy modules can be viewed. Choose a module and then use the options on the left-side to explore the module.
- **[Human Anatomy Tours:](#)**
 - These focused, 3-D modules guide medical students through systems-based tours of the human anatomy to help users learn anatomy in a systems-based, interactive format.

The screenshot shows the ACCESS Medicine website interface. At the top, the ACCESS Medicine logo is on the left, and 'Access Provided by: McGraw-Hill Medical' is on the right. Below the logo is a navigation bar with links for Books, Quick Reference, Drugs, Multimedia, Cases, Study Tools, Patient Ed, and Hospital Corner. The Multimedia dropdown menu is open, listing the following options: Auscultation Classroom, Diagnostic and Imaging Studies, Harrison's Pathophysiology Animations, Harrison's Podclass, Human Anatomy Modules, Lectures, Patient Interview, Patient Safety Modules, Pharmacology, Physical Exam, and Procedural Videos. Below the navigation bar, there are book covers for 'HARRISON'S INTERNAL MEDICINE', 'FITZPATRICK'S DERMATOLOGY', 'POCKET GUIDE TO POCUS', and 'CURRENT Practice Guidelines in Primary Care 2019'. The bottom of the page features 'AccessMedicine Channel', 'Case of the Week', and a 'Get Alerts' button.

Cases

The **Cases** tab in **AccessMedicine** provide materials for short, targeted case-based learning that require students to think critically about the content. They vary slightly but for each case, you get a patient history and systems review, some short answer questions, clinical pearls, and references.

Cases are durable URL-enabled. Instructors can copy the browser URL and embed in an LMS to assign to students to complete. Cases include comprehension quizzes, and the results can be emailed, e.g. student to instructor.

McGraw-Hill Medical | Support | Subscribe | English | Sign In | McGraw-Hill Professional

ACCESS Medicine | McGraw-Hill Medical

Books | Quick Reference | Drugs | Multimedia | **Cases** | Study Tools | Patient Ed | Hospital Corner

AccessMedicine | Search | About Search

Home > Case Files: Pathology 2e >

CASE FILES™ PATHOLOGY

Pneu

Authors: Eugene C. Toy; Margaret O. Uthman; Uthman Ed; Earl J. Brown

Case | Approach | Pathology Pearls | References | Comprehension Questions

Listen

A 78-year-old man is brought to the emergency department. For the last several days he has had fatigue, malaise, fever, and a

Home > Case Files: Pathology 2e >

CASE FILES™ PATHOLOGY

View Contents

< Case 26 / 6 >

Notice

Dedication

Contributors

Acknowledgments

Introduction

Applying the Basic Sciences to Clinical

Pneumococcal Pneumonia

Authors: Eugene C. Toy; Margaret O. Uthman; Uthman Ed; Earl J. Brown

Case | Approach | Pathology Pearls | References | Comprehension Questions

Listen

A 78-year-old man is brought to the emergency department. For the last several days he has had fatigue, malaise, fever, and a productive cough. A chest radiograph shows consolidation in the right lower lobe. A Gram stain of the sputum shows a predominance of gram-positive cocci in pairs and chains (see Figure 26-1).

FIGURE 26-1.
Gram stain. (Reproduced, with permission, from Kasper DL, Braunwald E, Fauci AS, et al., eds. Harrison's Principles of Internal Medicine, 16 ed. New York: McGraw-Hill, 2004:810.)

Study Tools

Review Questions

Thousands of [review Q&A](#) designed to help residents, clerks, and physicians are available under the [Study Tools](#) tab in **AccessMedicine**. With the review texts, users can generate random and custom review question quizzes from texts sorted into basic sciences and clinical practice categories.

Clerkship Topics*

Clerks have access to a curated collection of study materials brings together all [clerkship specific resources](#) and covers every major topic of the internal medical clerkship, featuring select chapters and cases, including text references, case files, and videos on essential concepts and procedures clerks may observe or assist in during their rotation.

Flashcards

Gamification study tools are provided to users through a select set of [interactive flashcard content](#) that enables users to drill down by resource and/or topic to focus in on areas of weakness.

[Watch this tutorial](#) on the **Access User Center** to learn more about the **Flashcards** in AccessMedicine.

Play Showdown!

With [Showdown](#), users can challenge colleagues on their medical knowledge, quiz-bowl style. Users will battle through two rounds of questions, each with five categories. Like other turn-based games, users can play live or opt in to get email notifications when it's your turn.

Study Tools

Flashcards
Play Showdown!
Review Questions
Basic Sciences ▾
Anatomy and Physiology
Biochemistry
Epidemiology & Biostatistics
Microbiology
Pathology & Histology
Clinical Practice & Board Review



Medical Epidemiology: Population Health and Effective Health Care, 5e

Raymond S. Greenberg
[Copyright](#) | [Notice](#) | [Preface](#) | [Authors](#)

[Go to Book](#)

NOTE: A quiz may not include more than 250 questions. Quizzes cannot be saved mid-progress.

Create Random Quiz

of 167 available

[Start Quiz](#)

Create Custom Quiz

Generate a custom quiz from the topics below.

of 10 available Chapter 1. Introduction to Epidemiology

of 10 available Chapter 2. Epidemiologic Measures

of 10 available Chapter 3. Patterns of Diseases

Patient Education

Customizable handouts providing comprehensive, reliable healthcare information are available for adults, pediatrics, and medicines advisors in multiple languages. The [Patient Education](#) handouts are written in clear terms to ensure patients have access to needed information and are updated quarterly. If you are signed into your MyAccess profile, you can customize the handout using the “Customize” tool.

[View this guide](#) on the **Access User Center** to learn more about **Patient Education** handouts.

The screenshot shows the AccessMedicine website interface. At the top, the 'ACCESS Medicine' logo is on the left, and the 'McGraw-Hill Medical' logo is on the right. A navigation menu includes 'Books', 'Quick Reference', 'Drugs', 'Multimedia', 'Cases', 'Study Tools', 'Patient Ed', and 'Hospital Corner'. The 'Patient Ed' menu item is circled in yellow. Below the navigation is a search bar with 'AccessMedicine' and a search icon. The main content area is titled 'Patient Education Handouts'. On the left, there is a list of handout categories: 'Adult Advisor', 'Medicines Advisor', and 'Pediatric Advisor', which is circled in yellow. To the right of this list, there are icons for 'Print', 'Download PDF', 'Email', and 'Customize'. The 'Customize' icon is circled in yellow. Below these icons, the title 'A1C Test for Diabetes' is displayed, followed by the text 'Adult Advisor 2019.4 © 2018 Change Healthcare LLC and/or one of its subsidiaries'.

Hospital Corner

[Hospital Corner](#) is made of curated content from the **AccessMedicine** site that were reviewed and selected for advanced learners at the resident trainee level and above. Resources include selected textbooks, board review and advanced clinical cases and questions, quick reference materials for the point-of-care, and procedure videos to hone intervention skills. The healthcare business titles needed to complete important quality improvement and patient safety projects are only found under the “Books” tab here in the Hospital Corner.

[Watch this tutorial](#) on the **Access User Center** to learn more about the **Hospital Corner** on AccessMedicine.

The screenshot shows the 'Hospital Corner' section of the AccessMedicine website. At the top, the title 'Hospital Corner' is displayed. Below it, there is a list of tabs: 'Books', 'Board Review', 'Cases', 'Harrison's Podclass', 'Quick Reference', and 'Procedures'. The 'Books' tab is circled in yellow. Below the tabs, there is a section titled 'Selected content for practicing providers'. This section contains three content cards. The first card is titled 'Books' and features a collage of medical textbooks including 'Principles of Neurology', 'EMERGENCY MEDICINE', 'Fishman's Anesthesiology', and 'GREENSPAN'S CLINICAL ASSESSMENT & THERAPY'. The second card is titled 'Board Review' and features an image of three people in a meeting. The third card is titled 'Cases' and features an image of a bookshelf filled with books. Each card has a brief description of the content.

Support

The **Access User Center** (<https://www.accessusercenter.com/>) features additional support tools for self-guided help when using Access medical collections. Resources are provided in the menu and organized by site, i.e. AccessMedicine, AccessPhysiotherapy, etc. Helps include tutorials, guides, and author interviews, as well as marketing and promotional materials.

The **AccessMedicine** page on the Access User Center can be found [at this link](#) which features the complete suite of tutorials, guides, and other helps to ensure a user's self-guided, effective use of AccessMedicine.

Also, new to users is the **AccessMedicine LibGuide** (<https://mheducation.libguides.com/accessmedicine>) linked through the AccessMedicine page on the Access User Center. This resource features additional guidance on how to navigate and use the site, research help, and links to user resources.

Contact Us

For further questions and help, please email **User Services** at **McGraw Hill** at userservices@mheducation.com. We strive for a 24-hour turnaround time to respond to your query.